



Compliant with UL 325 STD and CSA STD C22.2 No. 247 for both the US & Canada

Frog Automatic Swing Gate Operators

A true representation of CAME's design philosophy, creative innovation and required dependability. This compact product operates underground and provides complete reliability for gate leaves up to 11.5 feet without detracting from the entrance aesthetics.



State-of-the-Art Technology

Frog's 24V D.C. technology provides specific control and safety functions, which are standard even in the basic version. There are, however, other control boards available for cutting-edge performance features, in terms of service and safety. For example:

- **Active safety features testing**
Activates before each gate operation, whether opening or closing.
- **Pedestrian or partial opening**
Allows opening of one gate leaf or limited opening for pedestrian access.
- **Total control of the gate from the transmitter**
Includes the possibility of immediately stopping movement of the gate leaves.



Compliant with UL 325 STD and CSA STD C22.2 No. 247 for both the US & Canada



Completely sealed.

Quality construction and IP67 protection ensure total water-tightness and resistance against corrosion due to severe weather conditions or chemical applications.



Install operator first, automate gate later.

Installation of the operator is simple and can be completed before gate installation.



Easy, patented release.

In the case of a blackout, the operator is immediately released. This option is available in three different versions for any specific need, from a practical lever to a personalized key.

A smooth operator that's out-of-sight on many levels

Frog is a highly-efficient operator that defies the effects of time thanks to the materials used in the foundation case and gear motor. The fully-hidden operator makes this the most advanced fusion of CAME design and research for swing gates. A smooth, safe movement is guaranteed, even if operated repeatedly under harsh conditions. Furthermore, the extreme dependability and virtual invisibility make it perfect for most residential, mixed-use and commercial installations.



The Frog offers many innovative features, including:

Special apertures.

Special operation levers are available and enable gate-leaf rotations of up to 180° providing better management of space availability.

Durability without any compromises.

The solid foundation case is made of rustproof steel. A special stainless steel version is also available for severe climates.

Designed to withstand anything.

In designing every detail of Frog, the best materials available were carefully studied and used to obtain a no-compromise result.

Enhanced reliability.


Frog is available with the 24V D.C. motor, so the gate can be opened during power outages.

The Advantages of Frog

Frog is an extremely efficient, time-tested operator. The electromechanical system with encoder guarantees a smooth and safe operation, even after repeated use in high traffic settings. Durable and reliable, with no need for expensive servicing, Frog is now available with the special steel underground case (Frog-BN) with anti-corrosion treatment.

- **Frog is ETL Approved**
When high degrees of reliability, performance and safety are required, the Frog technology delivers.
- **Controlled impact forces**
Thanks to laboratory testing carried out on a gate sample, Frog is ETL approved, in terms of impact forces.
- **No more blackouts**
The Frog 24V D.C. technology can immediately act in the event of a power outage by activating the emergency function through the auxiliary batteries, enabling the gate to open and close (optional).
- **Obstacle detection**
A special electronic circuit constantly sweeps for any obstacles surrounding the gate leaves and if needed, stops or inverts the direction of motion.

Frog Automatic Swing Gate Operators

clearance of up to 11.5 ft. 

24V D.C. underground operator and control panels



001FROG-A24U Self-locking operator of up to 11.5 ft per gate leaf

002ZLJ24U Control panel for two-leaf swing gates with built-in radio decoder





Compliant with UL 325 STD and CSA STD C22.2 No. 247 for both the US & Canada



Compliant with UL 325 STD and CSA STD C22.2 No. 247 for both the US & Canada



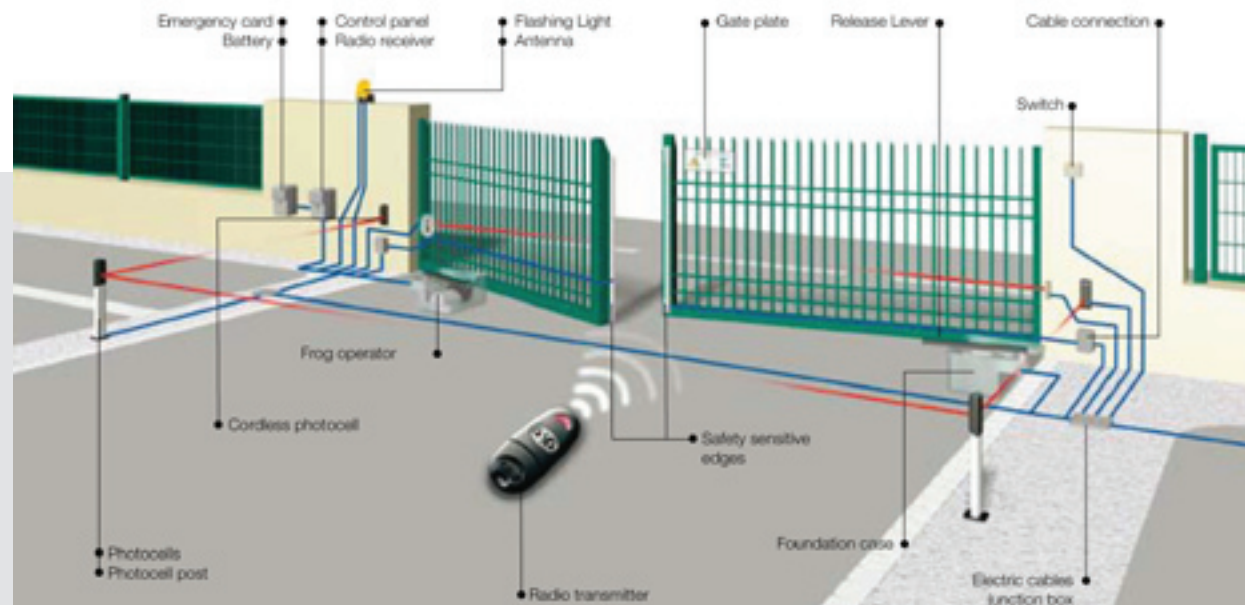
	Product Code	Operator Model (2 included)	Max. leaf (ft.)	Foundation Casing	Key release	Control box with main board	2 Remote Controls 001TOP-432NA	Receiver Card 001AF43S	Photocells 001DIR10	Extnl. Antenna 001TOP-A433N	KIARO Flashing Light 001KIARO24N	Battery Back-up Card 002ZL180
Basic	KT-SW-FR/I-B3514-1	001FROG-A24U	11.5	•	•	•	•	•				
Professional	KT-SW-FR/I-P3514-1	001FROG-A24U	11.5	•	•	•	•	•	•			
Expert	KT-SW-FR/I-P3514-1	001FROG-A24U	11.5	•	•	•	•	•	•	•	•	•

Technical features

Type	001FROG-A24U
Protection rating	IP67
Power supply (V) (50/60Hz)	120V A.C.
Motor power supply (V)	24V D.C.
Current draw (A)	15 Max
Power (HP)	1/4
90° opening time (s)	16 - 45
Duty cycle (%)	Intensive use
Thrust (N)	320
Operating temperature (°F)	-4°F up to 131°F
Motor's thermo-protection (°F)	-

• 24V D.C.

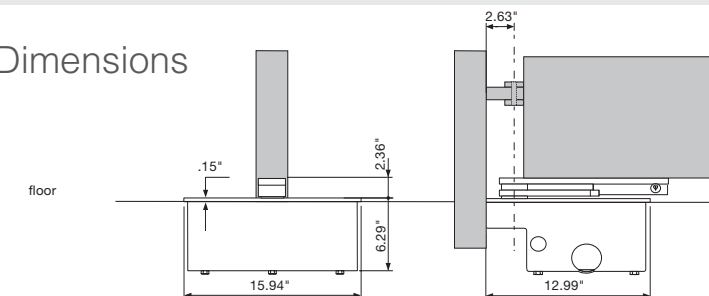
Standard Installation



Accessories

	002LB180 Casing with emergency card, fitted to house three 12V - 7Ah batteries	
	001FROG-BN Steel foundation case with corrosion-resistant cataphoresis surface treatment	
	001FROG-BI Inox AISI 304 steel foundation case	
	001A4364 Lever key release	
	001A4365 Three-sided key release	
	001A4366 Customized key release and EURO-DIN cylinder	
	001A4370 Transmission lever for opening arcs of up to 140° for gate leaves no wider than 6.56 ft.	
	001A4472 Transmission lever with adjustable gate-leaf opening stop	
	001FL-180 Chain driven transmission lever for opening arcs of up to 180° for gate leaves no wider than 6.56 ft. (excluding FROG-A24)	
	001LOCK81 Electric lock with single-cylinder	
	001LOCK82 Electric lock with double-cylinder	
	001AF43S 33.92 MHz plug-in radio frequency card	
	001TOP-432NA Bi-channel multi-user remote control. 4,096 self-learning combinations	
	001DIR10 Pair of photocells. Range: 32 ft.	
	001TOP-A433N Antenna	
	001KIARO24N Warning flashing light	

Dimensions



Limits to use

Model	001FROG-A24U
Max width of gate leaf (ft.)	11.5
Max weight of gate leaf (lb.)	880

• 24V D.C.



New



24V D.C. gear motor powered directly from the control panel.